



ST. TERESA'S INSTITUTE OF EDUCATION

**Brochures and Course content along with CLOs of
Value-Added Courses (2022-2023)**



Brochure and Course content along with CLOs of Value-Added Courses

1 TECH-FLUENT TEACHERS

ST. TERESA'S INSTITUTE OF EDUCATION, SANTACRUZ
Re-accredited with an A grade by NAAC(3rd cycle)

organizes

AN ADD-ON COURSE
(FOR F.Y.B.ED STUDENTS)

on

Tech-Fluent Teachers
(July 2022- Oct 2022)

DURATION OF THE COURSE: 30 HOURS
NO. OF SESSIONS: 15, ASSIGNMENTS : 15

Course Coordinators
Prof. Dr. Giselle D'Souza
Dr. Cindrella D'Mello

RATIONALE

Technological advancements have infiltrated into every arena of life and the educational field is no exception. While professionals in other disciplines have braced themselves for this change, the teaching fraternity needs to be empowered to cope with this wave of technological transformation, so as to cater to the pedagogical needs of GenNext. The onset of the COVID-19 pandemic has only accentuated the need for online teaching learning so that education does not come to a standstill, during the prolonged lockdown period. This has necessitated that teachers across the globe, equip themselves with technological skills and hone their confidence to make online teaching an Enjoyable, Efficient and Engaging experience for every student. To achieve this goal, it is highly imperative that exposure to technology and the various online tools, applications and software available for use in the teaching learning process, begin at the grassroots level itself. It is with this objective in focus that a course aimed at empowering student-teachers to become tech-savvy professionals be introduced during the B.Ed. course itself, for the enrichment of the existing curriculum.

Course Outcomes

On completion of this course student-teachers will be able to:

- 1.Understand and appreciate the different technological advancements that can be used in online teaching-learning.
- 2.Use various technological tools, applications and software that are available for online teaching-learning.
- 3.Apply the knowledge gained to create technology based lessons in their respective Pedagogy of School Subjects.
- 4.Transact online teaching-learning classes confidently and with ease.
- 5.Evolve creative ideas to enhance the quality of their lessons with tech-based applications.
- 6.Emerge into Tech Empowered Teachers.

E-certificates will be provided to the participants

Course Content:

Session 1

Name of the application: Kahoot!

Date: 11.07.22

Taught by: Ms Srushti Nangalia

Kahoot is a game based learning platform. It is a user based MCQ game.

Session 2

Name of the application: Educandy studio

Date: 13.07.22

Taught by: Dr. Cindrella D'mello

Educandy is a website and an app that can help you rapidly create short, interactive learning activities. Educandy Studio allows teachers to create interactive learning games in minutes.

Session 3

Name of the application: Quizizz

Date: 14.07.22

Taught by: Ms. Felicita Rodrigues

Quizizz is a learning platform that uses gamification to make content immersive and engaging. The software is used in class, group assignments, pre-test review, formative assessments and pop quizzes.

Session 4

Name of the application: Prezi

Date: 28.07.22

Taught by: Ms Pearl Gomes

Prezi is a software that uses motion, zoom and spatial technology to impactful and interactive presentations.

Session 5

Name of the application: Padlet

Date: 28.07.22

Taught by: Ms. Pearl Gomes

Padlet is a free online tool that can be best described as an online notice board. It can be used by students and teachers to post notes on a common page.

Session 6

Name of the application: Google Jamboard

Date: 28.07.22

Taught by: Ms. Pearl Gomes

Jamboard is a digital interactive whiteboard developed by Google. It enhances classroom participation by allowing students to virtually portray their learning and thinking.

Session 7

Name of the application: Canva

Date: 18.08.22

Taught by: Ms. Upassana Sanghvi

Canva is a graphic design platform, used to create graphics, presentations, posters, documents and other visual content.

Session 8

Name of the application: Edpuzzle

Date: 18.08.22

Taught by: Ms. Upassana Sanghvi

EdPuzzle is a video editing app that allows teachers and students to create interactive online videos by embedding either questions, audios, or comments on a video.

Session 9

Name of the application: Ebook creator app

Date: 22.08.22

Taught by: Dr. Giselle D'souza

Book Creator is a tool that allows educators and their students to create multimedia ebooks based off of class assignments and topics. Teachers can even add videos, images, audios and maps.

Session 10

Name of the application: e-learning app

Date: 23.08.22

Taught by: Dr. Giselle D'souza

LearningApps.org is a versatile tool for learners and teachers who want to use or create a variety of different activities to practise languages or chapters using formats like crossword, match the pairs, etc.

Session 11

Name of the application: Google form

Date: 24.08.22

Taught by: Dr. Giselle D'souza

Google Forms is a survey administration software. The app allows users to create and edit surveys online while collaborating with other users in real-time. Teachers can use it to take tests for students.

Session 12

Name of the application: H5P

Date: 25.08.22

Taught by: Dr. Giselle D'souza

H5P is an abbreviation for HTML5 Package. H5P allows users to create, share and reuse interactive content. It enables educators to create content such as interactive videos, quizzes and presentations.

Session 13

Name of the application: Thinglink

Date: 07.09.22

Taught by: Dr. Agnes D'Costa

ThingLink is an education technology platform that makes it easy to augment images, videos, and virtual tours with additional information and links. Teachers and students use ThingLink for creating accessible, visual learning experiences by adding hotspot to visual media.

Session 14

Name of the application: Flippity

Date: 22.09.22

Taught by: Dr. Agnes D'Costa

Flippity is a free website that allows users to turn Google spreadsheets into interactive digital manipulatives, activities, and tools. Teachers can use Flippity for a variety of purposes: to present to the class, to assess individual students, or to have students make their own creations.

Session 15

Name of the application: Wordwall

Date: 22.09.22

Taught by: Dr. Agnes D'Costa

Wordwall is a software that creates engaging and interactive activities that connect to boards and mobile devices to aid pupil progress.



The English Club of ST. TERESA'S INSTITUTE OF EDUCATION

S V Road, Santa Cruz West, Mumbai 400 054
Re-accredited with 'A' Grade by NAAC (3rd Cycle)

**Organizes a
Value-Added Course**

English Grammar Pro - Beginner to Advanced

Duration of the Course: 40 hours

January 5 - February 10, 2023 (20 Sessions)

Course Conductor - Dr. Cerena Aurin D'Cunha

Rationale:

Grammar is the foundation of English language. It has a great impact on all four skills of language viz. reading, writing, listening and speaking. Superior communication skills call for an enhanced level of grammatical proficiency. Competence in communication involves knowledge and application of appropriate grammar and language to convey accurate meaning. Thus, teaching of grammar is considered crucial and hence has found its way into syllabi and curriculum.


English particularly as a second or a foreign language is difficult to acquire naturally; training and structured education are imperative. Though it is argued that some learners acquire grammar rules naturally, but it cannot be negated that accurate and fluent English Language requires learning of grammar.

With this purpose, the English Grammar Course was constructed. It aims at ensuring complete understanding of the concepts of Grammar, use of correct spoken and written English and ability to self-correct when using English language.

Expected Course Outcomes:

At the end of this course the students will be able to

- Recognize and understand the meaning of grammatical structures in written and spoken form.
- To use grammatical structures meaningfully and appropriately in oral and written production.
- Self-correct grammatically when using English Language.



*Only in Grammar can you be more
than perfect!*

—William Safire



Assessment

All sessions are compulsory.
Learners have to attempt and
submit all assignments and quizzes
set for each module.

Score on all quizzes should be more
than 40% to avail the certificate.

Pre-test and Post-test will be
conducted. Learners scoring more
than 60% will be awarded the
certificate.

Course Framework: 4 Quadrant Approach

Platform for the Course

The course will be conducted via
Google classroom. The resource
person (mentor) will offer
feedback daily. A whatsapp
group will serve as a discussion
forum where learners post their
queries and all students are free
to resolve each other's issues
with help of the mentor. The
course is asynchronous in nature
and can be completed any time
of the day.

Expectations from students

Students should have basic
knowledge of English (spoken and
written skills). Students are
expected to be active on the
discussion forum, be responsible for
learning and self-improvement and
timely submission of assignments
and quizzes is expected.

Certificates will be issued to all
students who complete and
submit all assignments, quizzes
and post-test with minimum
expected scores.



Course Syllabus

Level One	Level Two
The Sentence (Kinds of Sentences) Subject and Predicate The Phrase and the Clause Parts of speech Noun (types of nouns) Pronoun Personal Pronouns, Reflexive and Emphatic Pronouns Adjective The correct use of some adjectives Articles (Indefinite and Definite) Degrees of Comparison Verb Verbs of Incomplete Predication Active And Passive Voice Mood Tenses Adverb Comparison Of Adverbs Formation Of Adverbs Position Of Adverbs Preposition Words followed by prepositions Conjunction Co-ordinating and Subordinating Interjection The Infinitive The Participle The Gerund Sentences: Simple, Compound And Complex Direct and Indirect Speech Active and Passive Voice Punctuation Figures of Speech Simile, Metaphor, Alliteration, Antithesis, Personification, Exclamation, Interrogation. Question Tags	Pronouns Demonstrative, Indefinite, Distributive Pronouns, Relative Pronouns, Interrogative Pronouns Tenses Tenses The Present And Past Tenses The Future The Verb: Person And Number Irregular Verbs Agreement of the Verb With the Subject Auxiliaries and Modals Auxiliary Verbs - 'Be,' 'Do,' 'Have' Auxiliary Verbs - 'Will/Would,' 'Shall/Should' Auxiliary Verbs - 'Can/Could,' 'May/Might/Must' Phrases Adjective Phrases Adverb Phrases Noun Phrases etc. Clauses Adverb Clauses Adjective Clauses Noun Clauses Analysis and Transformation of Sentences Figures of Speech Apostrophe, Epigram, Climax, Anti-climax, Metonymy, Synecdoche, Onomatopoeia, Hyperbole, Pun, Euphemism, Oxymoron, Irony, Transferred Epithet, Litotes

Course Learning Outcomes: At the end of this course, the students will be able to

- **Recognize and understand the meaning** of grammatical structures in written and spoken form.
- **To use** grammatical structures meaningfully and appropriately in oral and written production.
- **Self-correct** grammatically when using English Language.


Course Content:

Level One	Level Two
<p>The Sentence (Kinds of Sentences)</p> <p>Subject and Predicate</p> <p>The Phrase and the Clause</p> <p>Parts of speech</p> <p>Noun (types of nouns)</p> <p>Pronoun Personal Pronouns, Reflexive and Emphatic Pronouns</p> <p>Adjective The correct use of some adjectives</p> <p>Articles (Indefinite and Definite)</p> <p>Degrees of Comparison</p> <p>Verb Verbs of Incomplete Predication Active And Passive Voice Mood Tenses</p> <p>Adverb Comparison Of Adverbs Formation Of Adverbs Position Of Adverbs</p> <p>Preposition Words followed by prepositions</p> <p>Conjunction Co-Ordinating and Subordinating</p>	<p>Pronouns Demonstrative, Indefinite, Distributive Pronouns, Relative Pronouns, Interrogative Pronouns</p> <p>Tenses</p> <p>Tenses The Present And Past Tenses The Future</p> <p>The Verb: Person And Number</p> <p>Irregular Verbs</p> <p>Agreement of the Verb With the Subject</p> <p>Auxiliaries and Modals Auxiliary Verbs - 'Be,' 'Do,' 'Have' Auxiliary Verbs - 'Will/Would,' 'Shall/Should' Auxiliary Verbs - 'Can/Could,' 'May/Might/Must'</p> <p>Phrases Adjective Phrases Adverb Phrases Noun Phrases etc.</p> <p>Clauses Adverb Clauses</p>

Interjection The Infinitive The Participle The Gerund Sentences: Simple, Compound And Complex Direct and Indirect Speech Active and Passive Voice Punctuation Figures of Speech Simile, Metaphor, Alliteration, Antithesis, Personification, Exclamation, Interrogation. Question Tags	Adjective Clauses Noun Clauses Analysis and Transformation of Sentences Figures of Speech Apostrophe, Epigram, Climax, Anticlimax, Metonymy, Synecdoche, Onomatopoeia, Hyperbole, Pun, Euphemism, Oxymoron, Irony, Transferred Epithet, Litotes
---	---

3 ELECTRONIC INFORMATION LITERACY (EIL) COURSE

JULY 2022-MARCH 2023




NDLI CLUB OF

ST. TERESA'S INSTITUTE OF EDUCATION
S.V. ROAD, SANTACUZ, MUMBAI 400054

ORGANISES

CERTIFICATE COURSE IN

ELECTRONIC INFORMATION LITERACY



TARGET AUDIENCE

- B. Ed. Students
- MA Education Students

REGISTRATION LINK
[HTTPS://FORMS.GLE/7WOKTOJQFEKA2PTM8](https://forms.gle/7WOKTOJQFEKA2PTM8)

Course Duration: 35 Hours

Platform:
Google Classroom
Classroom Lectures, Lab Demos
G-Meet Sessions, Pre-recorded Videos

COURSE CO-ORDINATOR
Dr. Shakuntala Nighot
Librarian
St. Teresa's Institute of Education

ELECTRONIC INFORMATION LITERACY (EIL)

RATIONALE

In post pandemic era, entire knowledge society is turned into virtual teaching learning mode. Library and information centers are no exceptions to it. Users are now rarely accessing the print resources, instead, they prefer the electronic and web resources. There is tremendous information explosion on [www](#). Electronic Information Literacy programs have now become the need of the hour to help the users to reach and retrieve the most authentic and appropriate e-resources.

EXPECTED COURSE OUTCOME

EIL will help the students to

- develop consciousness for research and academic ethics.
- become proficient in Effective Web Search Techniques to retrieve most authentic and relevant sources in least time, which is need of the hour.
- learn the concept of plagiarism and to develop the Citation Management and Plagiarism free academic writing skills.



COURSE FRAMEWORK

01

100% Attendance Compulsory for sessions, assignments and test

02

Evaluation Criteria: Total Marks 100

Quizzes (20M), Assignments (20M)
Project (10M), Final Test (50 M)
Minimum Passing Score: 40 M

03

Course Content, Classwork and Assignment links will be uploaded on EIL Google Classroom. Queries will be addressed by mentor through EIL whatsapp group discussion after the session

04

Certificates with grades will be provided to all the candidates fulfilling Criteria 1 and 2

COURSE CONTENT

- **Module I: Evaluation Parameters for E-information Resources**
- **Module II: Effective Search Techniques for Academic Notes & Literature Search for Action Research.**
 1. Forming Search Query
 2. Keyword Formation
 3. Bullion Operators
 4. Advance Search Techniques
- **Module III: Online Information Sources**
 1. Proprietary Database NLIST
 2. Scholarly Open Educational Resources (OER)
 3. Google Scholar, ERIC, Shodhganga, Shodhgangotri, DOAJ, DOAB, Project Gutenberg, NDLI
- **Module IV : Citation Management**
 1. Concept of Plagiarism
 2. Tools and Techniques for Bibliography
- **Module V: Ethical Academic Writing**
 1. Report writing for institutional activity on Social Media Platform
 2. Research Report Writing Language
 3. Writing a Book Review

4 Vocational Education Nai Talim Experiential Learning (VENTEL) Course



St. Teresa's Institute of education
S. V. Road, Santacruz west, mumbai - 400 054
Re-accredited with 'A' Grade by naac (3rd cycle)

ORGANIZES

VOCATIONAL EDUCATION NAI TALIM EXPERIENTIAL LEARNING VENTEL PROGRAMME

**Course name: TEACH TO LEARN – LEARN TO EARN ... A step forward in the life as
an ENTREPRENEUR**

Course Organizer

Dr. Sr. Tanuja Waghmare, Principal, St. Teresa's Institute of Education

Collaboration

**Mahatma Gandhi National Council of Rural Education Department of Higher
Education, Ministry of Education, Government of India**

Course Co-ordinators:

Ø Dr. Joan Lopes, Assistant Professor, St. Teresa's Institute of Education

Ø Dr. Reshma Rodrigues, Assistant Professor, St. Teresa's Institute of Education

Resource Person/s

Students of St. Teresa's Institute of Education and field experts

Certifying Agency: St. Teresa's Institute of Education

Duration of the course: 60 hours
September 2022 - June 2023

Course objectives:

- **To create young entrepreneurs of the future**
- **To introduce an element of earning while learning**

VENTEL Programme - Action Plan

Area	Activities
Orientation	Orientation to VENTIL Program
Vocational Education	Land of Sweets – Happiness Galore!
	Bundle of Joy with a Soft Toy
	Heavenly Milk Affair
	Sweet, Spicy and Sour – Pickle picked with love
	Scoop of Happiness – Jammed with goodness of fruits
	Come Hungry – Leave Happy – Food with integrity
<u>Swachhta</u> and Health	Glowing Skin with Green Touch
	Stop Virus Wear Mask
Self-Reliance	Fertile Fields – Get Growing with nature power
Community Engagement/Field Engagement	Make Diya – Light the world
	Soft Threads – A stitch of love
Celebrations	Gandhi Jayanti

Learning Outcomes:

- **The students will develop skills required to become young entrepreneurs of the future**
- **The students will get hands on experience of earning while learning**
- **The students will learn to apply vocational activities in teaching-learning process**

5 HEARTFULNESS EDUCATION COURSE



St. Teresa's Institute of education
S. V. Road, Santacruz west, mumbai - 400 054
Re-accredited with 'A' Grade by naac (3rd cycle)

ORGANIZES

Certificate Course in Heartfulness Education

Duration of the course: 30 hours
October 2022 - March 2023



Course Organizer: Dr. Sr. Tanuja Waghmare, Principal, St. Teresa's Institute of Education

Course Co-ordinators:

& Dr. Joan Lopes, Assistant Professor, St. Teresa's Institute of Education

Resource Person/s: Heartfulness Education Team

Certifying Agency: St. Teresa's Institute of Education & Heartfulness Education

Objectives of the course

- Ø To expose them to the 21st century styles of learning and their implementation in the classroom.
- Ø To give students an experience of Heartfulness techniques, and how to teach them to others.
- Ø To make students confident to work efficiently as a teacher of principles and values.

COURSE STRUCTURE AND CONTENT

PHASE I

A.HEARTFULNESS RELAXATION AND MEDITATION

- B.A HEARTFUL TEACHER
- C.HEARTFULNESS REJUVENATION
- D.FACILITATION SKILLS
- E.HEARTFULNESS INNER CONNECT
- F.HETEROGENEOUS LEARNERS
- G.INSPIRED LIVING
- H.HEARTFUL COMMUNICATIONS
- I.HEART-CENTRED EDUCATION
- J.CONCLUSION AND FEEDBACK

PHASE II

A.RESILIENCE IN CRISIS

- B.SELF-LEADERSHIP
- C.GRATITUDE
- D.POWER THOUGHTS
- E.COMPASSION
- F.HEARTFUL RELATIONSHIP
- G.ASPIRATIONS
- H.ANGER DETOX
- I.HEARTFULNESS YOGA
- J.FEAR DETOX
- K.INNER AND OUTER BALANCE
- L.TEACHER AS A CATALYST

Learning Outcomes

- Ø The student will know the 21st century styles of learning and will be able to implementation them in the classroom.
- Ø The student will master Heartfulness techniques.
- Ø The student will build the confidence in efficiently working as a teacher of principles and values.

St.Teresa's Institute of Education
CERTIFICATE COURSE
IN
YOGA

Ambika Yogashrame, Thane



January - February, 2023

Resource Person/s : Members of the Ambika
Yogashrame, Thane

Course Co-ordinator : Dr. Reshma Rodrigues,
Assistant Professor, St.Teresa's
Institute of Education

Duration : 30 hours

Course credit : 3

Course Objectives :

- ~ To create awareness about the good health among young generation.
- ~ To introduce the Asanas which are useful for good health.

Course Outcome :

- ~ The student-teacher will be able to demonstrate proficiency at the poses covered in yoga course.
- ~ The student-teacher will be able to increase their dynamic flexibility and be able to perform proper breathing techniques.

Course Content :

Action Plan	Activity	Duration
Orientation	Orientation to Yoga course	2 hours
Yoga Asanas (1 hour training and 1 hour for practice)	Karadarsan , Nebraska Asanas	2 hours
	Pranakarshan , Vajrasan	2 hours
	Bramha Mudra , 3 types	2 hours
	Jaladhuti , Kapalbhati	2 hours
	Padmasan , Mulbandha	2 hours
	Nman Mudra, Yoga mudra	2 hours
	Prathna – Meaning , Aahar	2 hours
	Ashwini Mudra, Ganesh Dhauti	2 hours
	Shitali , Shitakri	2 hours
	WauxarYam ki Jankari	2 hours
	Agnisar, Uddyan	2 hours
	Niyam ki Jankari	2 hours
	Practice	2 hours
	Practice	2 hours
	Total duration	30 hours

